



Making Children's Story Memorable

Shirley Allen

Oregon Conference Children's Ministries Director

shirley.allen@oc.npuc.org

Children's Story has many positive outcomes. It helps children to know they are special, important to the church, its fun, and it keeps them coming back. It should never be random, it should always be intentional. One of the most important reasons is that the story should present the key thought of the sermon in a way that even a child can understand.

There are three parts to the process.

A. Preparing

1. Contact the preacher and ask questions:

- What is your key thought? If the congregation were to remember only one concept what would it be? Keep asking questions until you have grasped what it is.
- What Bible verse are you focusing on, spending the most time talking about?
- How much time do you have?

2. Find a story from:

- Life experiences
- Digital

Websites: [GC Children's Ministries](#)
[Conferences](#)

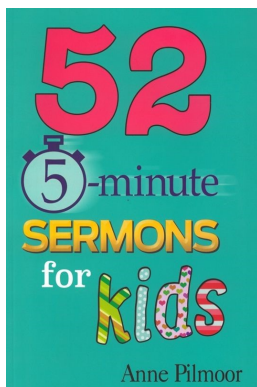
[GC Family Ministries](#)

[NAD Children's Ministries](#)




Internet:



pinterest.com; youtube.com; sermons4kids.com; childrens-ministries-deals.com;
 ministry-to-children.com; childrensermononline.net; https://sermonwriter.com/
 childrens-sermons/; https://sermons-for-children.com/;



• Examples of



current books



B. Honing the Story

1. Pray and think the story through. Reflect!
2. Don't be tempted to entertain the adults.
3. Say it out loud. Time yourself.
4. Use words that challenge the children to think it through.



C. Telling the story

1. Look the children in the eyes at their eye level.
2. Have a regular, comfortable gathering place.
3. Use an attention getter to get them interested but only if it means something to the story.
4. Always have your Bible with you and show the children where the Bible verse is in the Bible.
5. Vary the objects you use to tell the story, popsicle sticks, stones, finger puppets, felts etc. Be creative.
6. If you need to use your hands ask the sound engineer if you can have a head mic. (Ladies need to wear a belted dress, shirt or trousers on which to hang the battery.)

Have fun with the kids, enjoy the experience and...

REMEMBER TO MAKE CHILDREN'S STORY MEMORABLE!

Making Childrens Story Memorable

E L T E G N I R E H T A G P H
S G I N E X R V A R I E T Y J
E M M O S A H D F S T O R Y C
T Z E H E F T B I N R P A O N
I L C P C O N T L G A G M Z M
S I T O N C N P E A I F Q E H
B B E R E U X E J N O T M F E
E L N C I S X Z L R T O A X Y
W E R I R I Y C T B R I O L E
L V E M E N E A W A I X O C B
W E T N P G B W B F X B L N N
A L N Y X L X L E V E R S E G
Z A I T E R E H C A E R P A V
Y P W C R E A T I V E V R Y M
E A W K R B M O Y E E S V C S

ATTENTION	TIME
BIBLE	VARIETY
COMFORTABLE	VERSE
CREATIVE	WEBSITES
DIGITAL	
EXPERIENCES	
EYE	
FOCUSING	
GATHERING	
INTERNET	
LEVEL	
MEMORABLE	
MICROPHONE	
PREACHER	
STORY	